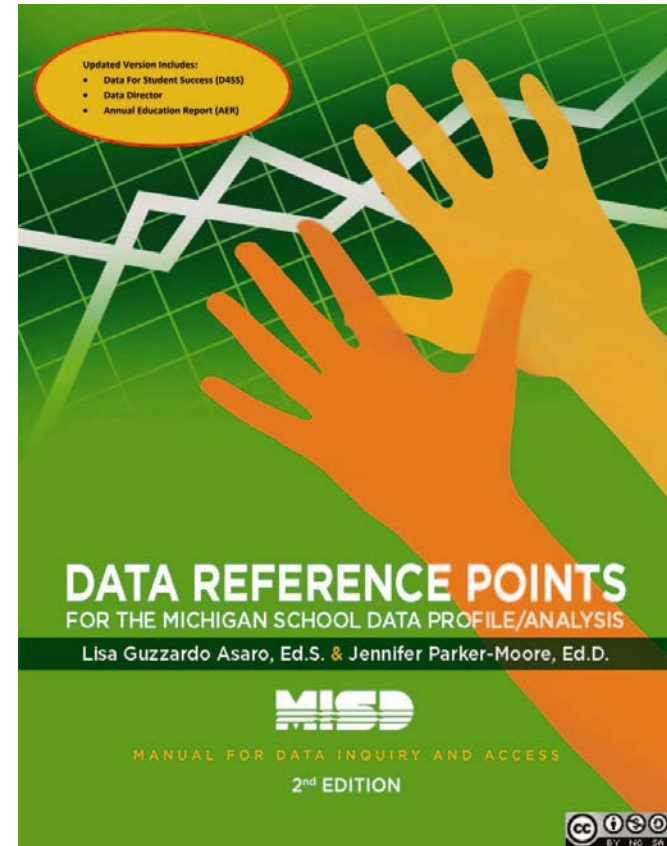


Data Reference Points for the Michigan School Data Profile/Analysis: A Manual for Data Inquiry and Access



Lisa Guzzardo Asaro, Macomb ISD
Dr. Jennifer Parker-Moore, Macomb ISD
Beth Brophy, Calhoun ISD
Dr. Dale Moore, MAISA

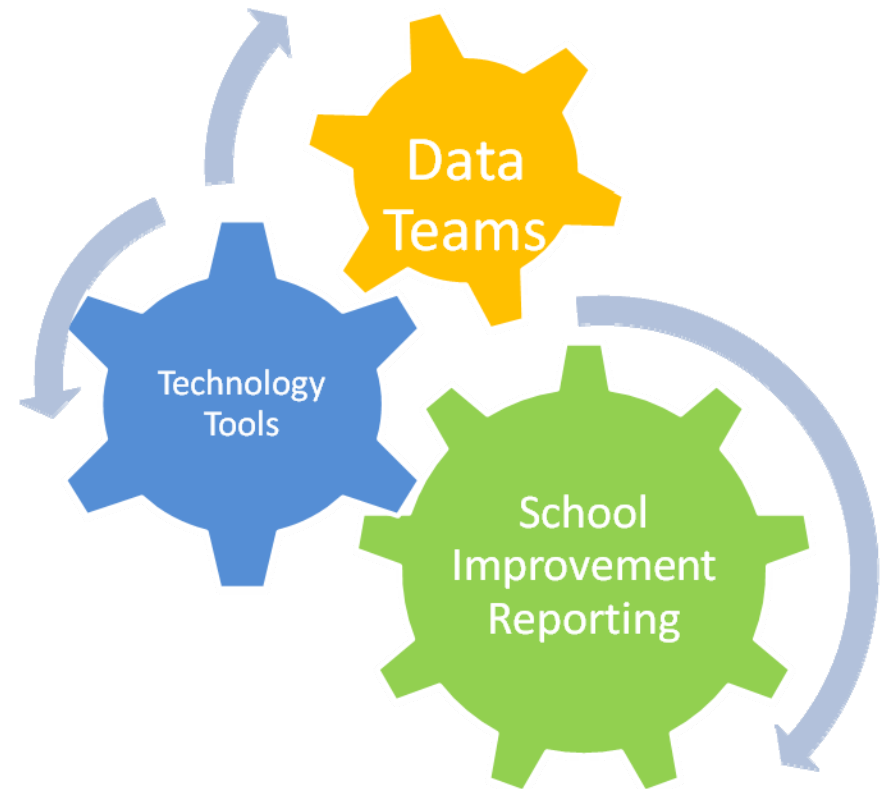
The Data Dilemma

- Data, Data, and More Data!!!!
- Where do you dig for the information you need?
- No degree in Statistics? Check out this model for Facilitating School Improvement



Facilitating School Improvement

- Data and technology are streamlining the School Improvement Process
- Learn how tools you already have at your fingertips can assist your school improvement teams in creating required state reports

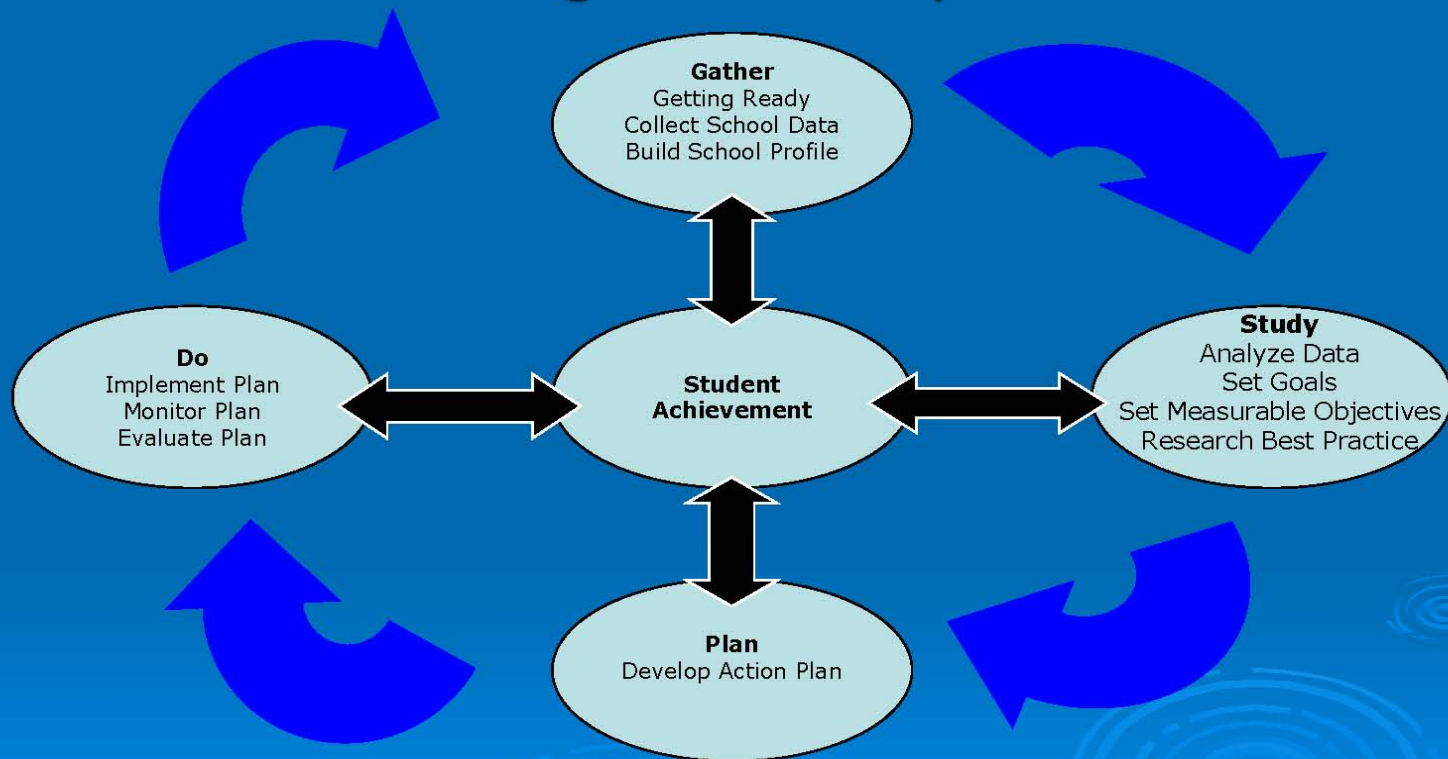


Model for Facilitating School Improvement

1. School Improvement Process
2. School Data Profile/Analysis
3. School Process Profile/Analysis
4. Summary Report
5. Data Tools
 - AdvancEd
 - AER
 - D4SS
 - RDI and local data warehouse
 - Online Tools

One Common Voice – One Plan

Michigan Continuous School Improvement Stages and Steps



School Improvement Process

Michigan's ***comprehensive needs assessment*** includes the **3 REQUIRED Components** listed on the POSTCARD below:

Creating a Common Vocabulary For School Improvement One Common Voice-One Plan

A comprehensive needs assessment includes three components...

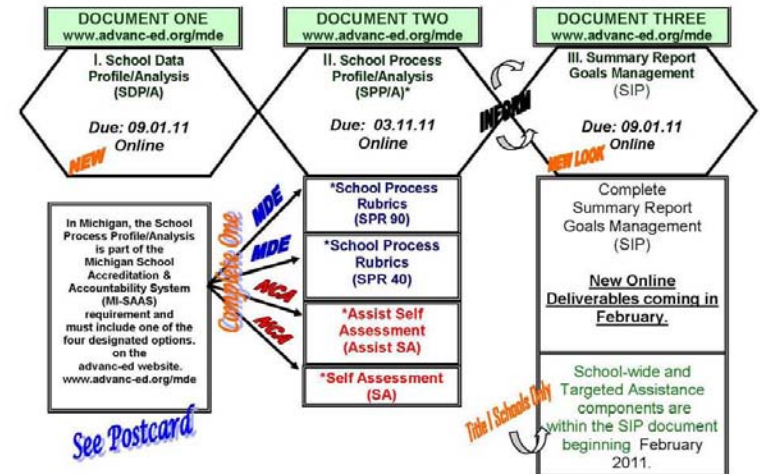
1. School Data Profile/Analysis
2. School Process Profile/Analysis*
3. Summary Report (Goals Management)

Comprehensive needs assessments may vary, however, in Michigan, the School Process Profile/Analysis is part of the Michigan School Accreditation & Accountability System (MI-SAAS) requirement and **must include one of four designated options.*



MDE and NCA Continuous School Improvement Reporting Requirements and Products SI Thinking Map

MDE and NCA School Improvement Reporting Requirements



A required **comprehensive needs assessment** includes the following 3 components:

1. School Data Profile/Analysis (SDP/A)
2. School Process Profile/Analysis (SPP/A)
3. Summary Report/Goals Management

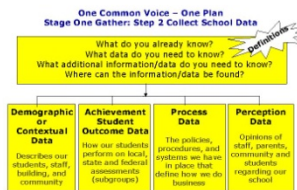
Oakland Schools, SI Consultant, Scott Felkey
Modified for Macomb ISD use by Lisa Guzzardo Asaro/12/17/2010

School Data Profile/Analysis

School Data Profile 2010 – 2011

This section provides a model of the kind of school and student data needed to complete the required Component I of Michigan's Comprehensive Needs Assessment (CNA): **School Data Profile/Analysis**. The School Data Profile/Analysis (SDP/A) is located on the AdvancED website at: www.advanc-ed.org/mde. Schools will use the **pre-populated** (state) data charts and **non-populated** (local, or data not pre-populated through D4SS) data to analyze four data sections:

A. Demographic; B. Performance; C. Perception; and D. Process data. These data will help schools respond to the included analysis questions posed in the four data sections of the School Data Profile/Analysis.



DATA TYPES			
Demographic Data	Achievement/ Outcome Data	Process Data	Perception Data
<ul style="list-style-type: none"> • Enrollment • Subgroups of students • Staff • Absence (Students and Staff) • Mobility • Graduation and Dropout • Conference Attendance • Education rates • Student subgroups • Parent Involvement • Teaching Staff • Course enrollment patterns • Discipline referrals • Suspension rates • Student/teacher ratio • Violence • Participation • Arts curricula • Physical, mental, social and health 	<ul style="list-style-type: none"> • Local assessments • District Common Assessments • Classrooms • Assessments, Report Cards • State assessments • MBE, ACT, SEAP • MI-Achieve, SEAP • Access, ELPA • National assessments • ACT, PISA, ACT • Indiana, ACT • Kentucky, MBEA • TEB, CAT, MET • MSP, TSP • GPA • Standard rates • College persistence 	<ul style="list-style-type: none"> • Policies and procedures (e.g. grading, homework, attendance, discipline) • Academic and behavior expectations • Parent participation – PT conferences, PTO/PTA, volunteers • Discipline data • School Process • Proficiency (LE or SE) • Indiana OR (SA or ASST SA) • Recent outcomes: Who, what, when, where, why, how • What you do for: What? (e.g. All 8th graders received instance Prevention) • CIMS 2 SDP 	<ul style="list-style-type: none"> • Surveys (e.g. student, parent, staff, community) • Opinions • Chartered school • Others think • Checks and balances • How do they see • School

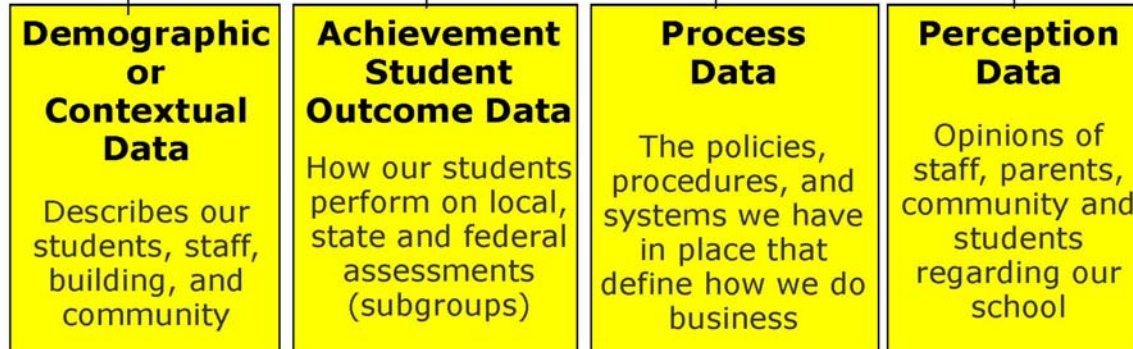
Data Collection and Reporting

What to Collect & Report?

One Common Voice – One Plan Stage One Gather: Step 2 Collect School Data

What do you already know?
What data do you need to know?
What additional information/data do you need to know?
Where can the information/data be found?

Definitions



- Demographics
- Achievement
- Perceptions
- Process
- Health & Safety
- Summary Reporting

Examples of Types of Data Collected

DATA TYPES

Demographic Data	Achievement/ Outcome Data	Process Data	Perception Data
<ul style="list-style-type: none"> •Enrollment •Subgroups of students •Staff •Attendance (Students and Staff) •Mobility •Graduation and Dropout •Conference Attendance •Education status •Student subgroups •Parent Involvement •Teaching Staff •Course enrollment patterns •Discipline referrals •Suspension rates •Alcohol-tobacco-drugs violations •Participation extra-curriculars •Physical, mental, social and health 	<ul style="list-style-type: none"> •Local assessments: District Common Assessments, Classroom Assessments, Report Cards •State assessments: MME, ACT, MEAP, MI-Access, MEAP Access, ELPA • National assessments: ACT Plan, ACT Explore, ACT WorkKeys, NWEA, ITBS, CAT, MET NAEP, PSAT •GPA •Dropout rates •College acceptance 	<ul style="list-style-type: none"> •Policies and procedures (e.g. grading, homework, attendance, discipline) •Academic and behavior expectations •Parent participation – PT conferences, PTO/PTA, volunteers •Suspension data •School Process Profile/Analysis (40 or 90 Rubrics) OR (SA or Assist SA) •Event occurred: Who, what, when, where, why, how •What you did for Whom: Eg. All 8th graders received violence Prevention •CIMS-2 SPP 	<ul style="list-style-type: none"> •Survey data (student, parent, staff, community) •Opinions •Clarified what others think •People act based on what they believe •How do they see you/us?

School Process Profile/Analysis

MDE STRANDS and
NCA STANDARDS

Michigan SI Framework	NCA Accreditation Standards
STRAND I: Teaching for Learning	STANDARD 1: Vision and Purpose
STRAND II: Leadership	STANDARD 2: Governance and Leadership
STRAND III: Personnel and Professional Learning	STANDARD 3: Teaching and Learning
STRAND IV: School and Community Relations	STANDARD 4: Documenting and Using Results
STRAND V: Data and Information Management	STRAND 5: Resources and Support Systems
	STANDARD 6: Stakeholder Communication & Relationships
	STANDARD 7: Commitment to Continuous Improvement



SCHOOLS

Complete Only ONE
ONLINE

Document II (SPP/A)
School Process Profile/Analysis
Know the Due Dates!
For Example: March 11, 2011

- a. MDE: School Process Rubrics 90
- b. MDE: School Process Rubrics 40
- c. NCA: Assist Self Assessment (Assist SA)
- d. NCA: Self Assessment (SA)

These templates are located on the **Advanced website: www.advanc-ed.org/mde**

MDE Schools

School Process Rubrics 90
OR
School Process Rubrics 40



NCA Schools

Assist Self Assessment (Assist SA)
OR
Self Assessment (SA)

Summary Report and the School Improvement Plan

Michigan Department of Ed School Improvement Plan

Non Title I Schools

School Year: 2011-2012

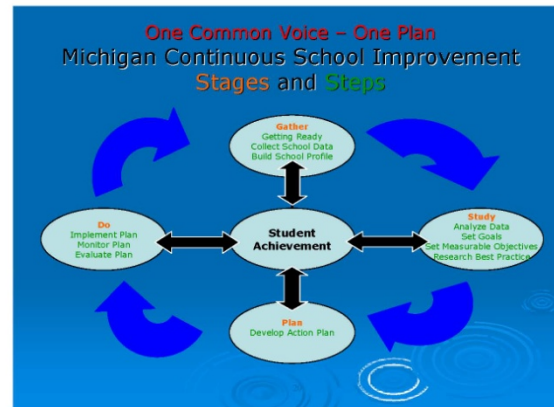
School Name: (school name)

District Name: (district name)

City: (city)

This template is located on the AdvancED website.
www.advanc-ed.org/mde

Sample



Data Tools

- AdvancEd
- AER
- D4SS
- RDI and local data warehouse
- Online Tools

The **Office of Education Improvement and Innovation (OEII)** and the **Office of Education Assessment and Accountability (OEAA)** of the Michigan Department of Education (MDE), in collaboration with AdvancED, provide unified online resources designed to:



- assist Michigan schools and districts with their school improvement and accreditation efforts
- avoid duplication of effort for schools and districts to meet their school improvement and accreditation requirement

All Michigan School Improvement **REPORTING** documents are located on the AdvancED website.

Log-in Password



The screenshot shows the AdvancED website interface. At the top, there is a navigation menu with links for 'SCHOOL IMPROVEMENT', 'ACCREDITATION', 'PROFESSIONAL DEVELOPMENT', 'RESOURCES', and 'ISSUES IN EDUCATION'. A search bar is located in the top right corner. Below the navigation menu, there is a banner for 'Partnerships COLLABORATING FOR RESULTS'. The main content area features the Michigan Department of Education logo and a list of resources including 'Online Assessment and Tools', 'Library of Tools', 'Training', and 'Online Workshops'. A callout box on the right side of the page says 'Click here to login.' Below the main content, there is a login form with fields for 'User ID' and 'Password', and a 'Log In' button. A cloud-shaped callout points to the password field with the text 'Log-in Password'.

Annual Education Report

The Michigan Department of Education announced in April, 2010 the web-based Annual Education Report (AER). The AER meets the Elementary & Secondary Education Act (ESEA, also known as NCLB) requirements, as well as satisfies PA25 state requirements. The AER provides detailed information about the status of education in Michigan's public schools, public school academies, districts, as well as Michigan's statewide performance.

ACCESSING AER

The Annual Education Report can be found by accessing the Dynamic Inquiry Tools at the Data for Student Success (D4SS) site at <http://d4stats.data4ss.org/>

Or you can access it directly from <http://www.michigan.gov/aer> or at <http://www.mi.gov/aer>

- Login
- Home
- Combined Report
- Student Assessment
- AYP
- Teacher Quality
- NAEP

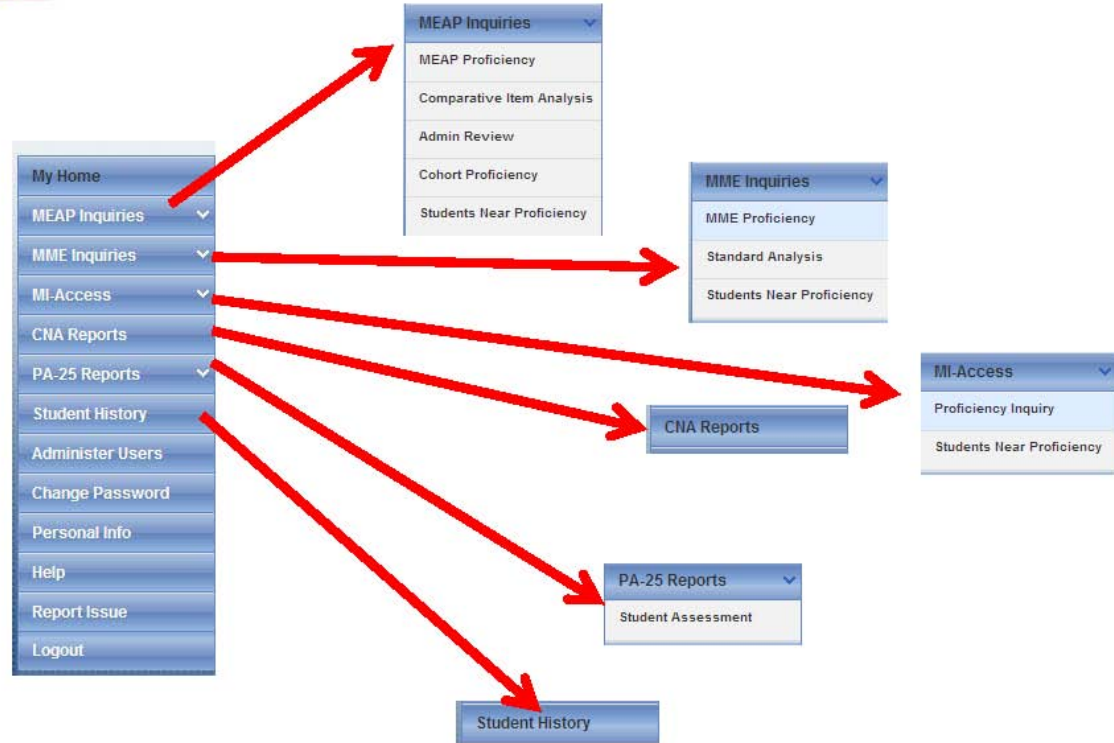
The report meets all of the detailed annual reporting requirements of ESEA using data already contained in various district and school data bases at the state.

Data For Student Success www.data4ss.org



D4SS

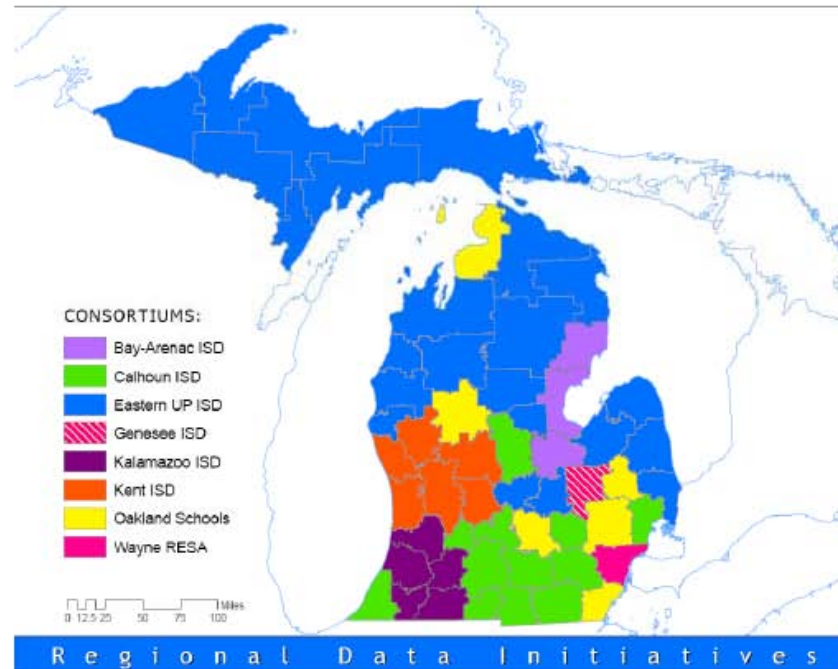
Sample Reports



RDI State Project

The 98% participating are divided amongst 8 Consortiums in Michigan, who have banded together to share/offer common services using a data warehousing product:

- Bay Arenac ISD Pinnacle Suite
- Calhoun ISD Data Director
- EUP ISD Data Director
- Genesee ISD Class A/Datawise
- Kalamazoo RESA Pinnacle Suite
- Kent ISD IGOR/IRIS
- Oakland ISD Pearson Inform
- Wayne ISD Class A/Datawise



Data Warehousing Project

- **State (Michigan) System**

- Provides Historical Data

- MEAP, MME, Mi-Access reports
- By building level

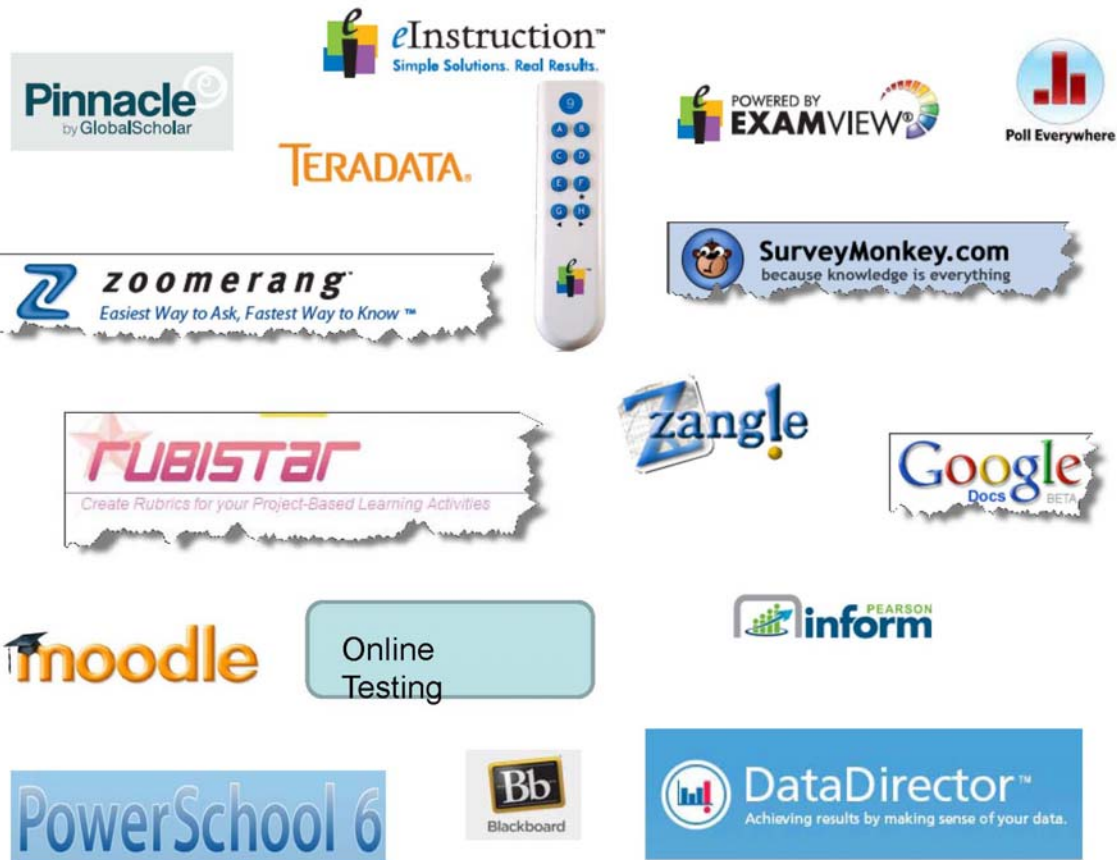


- **Local Data Warehouse**

- More robust system
- Historical AND daily classroom data
- Allows for alignment to GLCEs and HSCEs
- Allows custom reports



Other Online Tools



Facilitating School Improvement means...

- Understanding the reporting requirements
 - Documents
 - Deadlines
 - Data Requirements
- Knowing where to “dig” the data
 - Tools
 - Resources
 - Access

Questions?

- Lisa Guzzardo Asaro,
lasaro@misd.net
- Dr. Jennifer Parker-Moore,
jpmoore@misd.net
- Beth Brophy,
brophy@calhounisd.org
- Dr. Dale Moore,
dmoore@gomasa.org

